

WALL GRAFFITI

The above page-heading was made using Graffiti Creator.

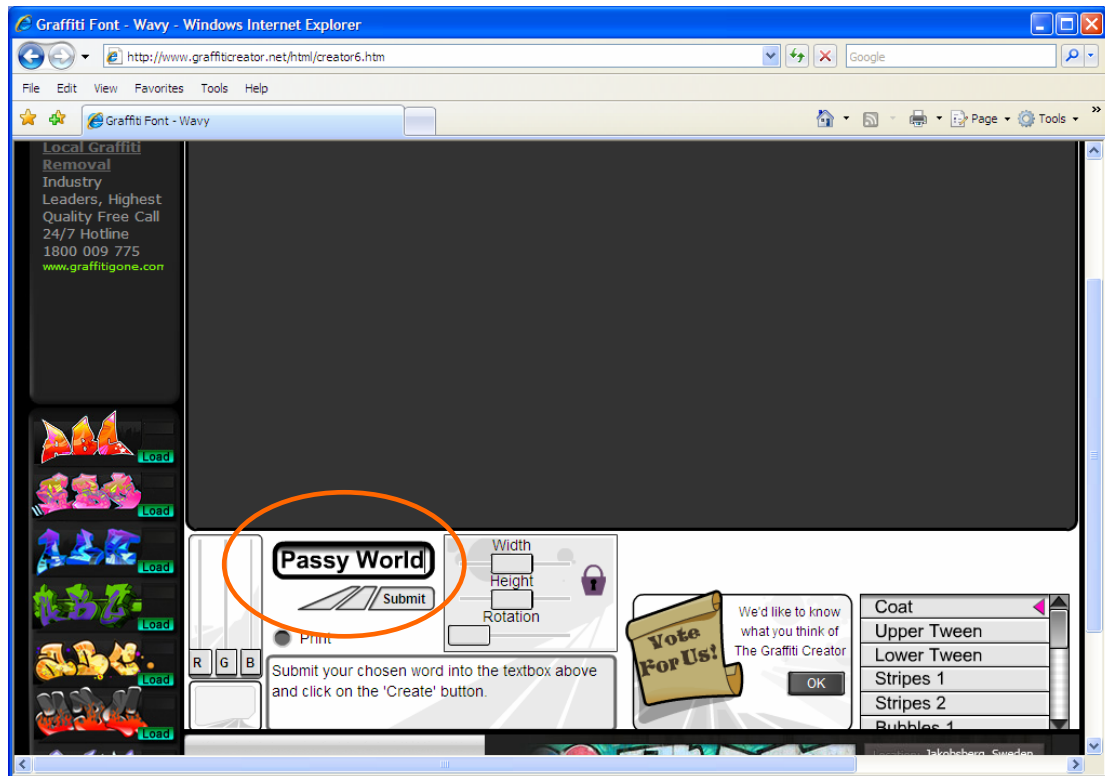
Graffiti Creator is a fabulous free program, built in Flash, that enables users to make fabulous artistic text images like these:



Simply type in a word and out comes a designed font of your text. This can then be modified using all kinds of artistic effects, and RGB (red blue green) color mixing. We can thereby enhance our logotype and make it really special and unique.

The site is located at : <http://www.graffiticreator.net> and from this homepage, the first thing is to select a base font to work from, and then click the “Load” button.

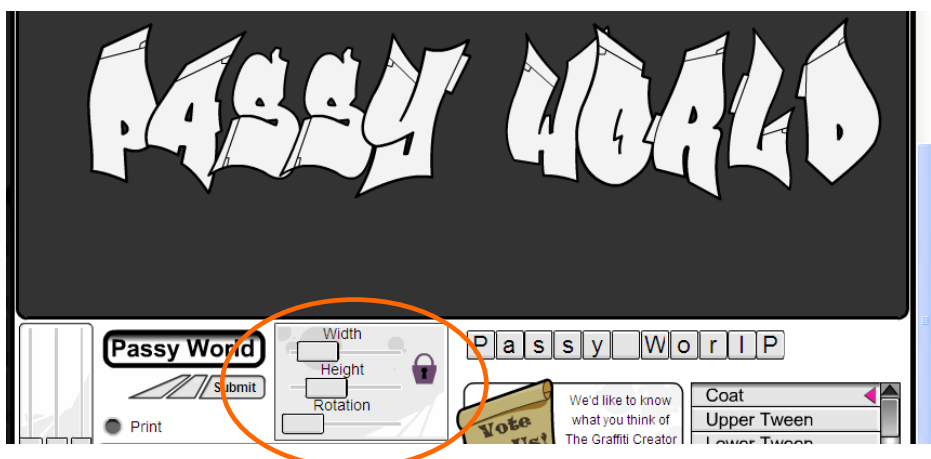
We then get a screen where we enter our text, (such as “Passy World”) and then click the “Submit” button:



This only gives us a basic outline font style, and does not give the colors that are on the sample. It is up to you to use whatever controls are available on the screen to create colors and effects.

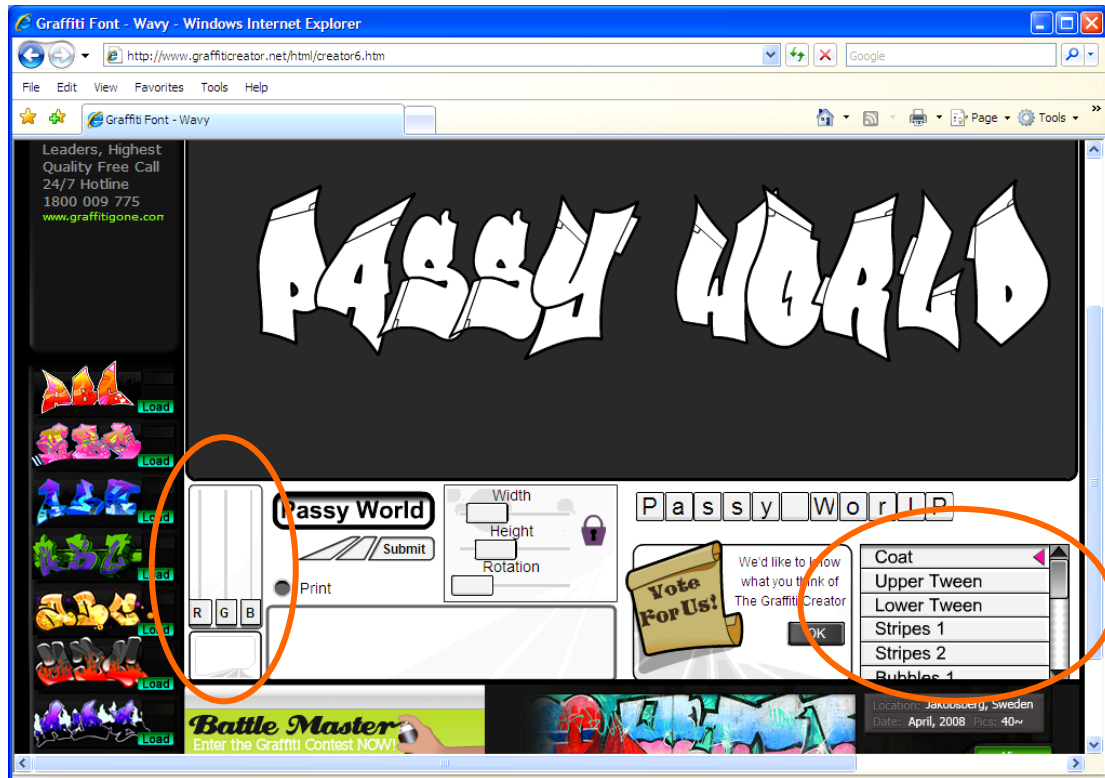
Some font styles allow a maximum of fourteen characters, while others only allow eight characters. So basically the tool is for writing your name, or making short headings.

We can now use the Width, Height, and Rotation sliders to separate, or overlay our letters, and tilt them forwards or back:



WAVE GRAFFITI FONT

Now we start using the “RGB” color mixer sliders on the left hand side, combined with the “Effects” available on the right hand side.

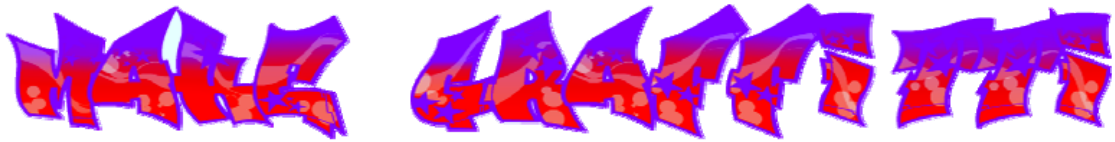


Note that we have to click and hold our mouse on the rectangle part of the right hand slider to scroll down through the effects.

Some effects have alpha transparency sliders on them, which allows us to blend in some effects as only slight subtle changes. Usually on each effect, we can also slide the RGB color mixer sliders.







So it is a matter of playing around with the effects until we have something that we like.



Unfortunately, there is no way to save our finished image, or its settings, on the Graffiti Creator website.

What we have to do is “PrintScreen” the image into Paint or Adobe Fireworks or Photoshop, and then save it there.

Here are the terms and Conditions of Use from the website.  
(As we would expect, it is for private non-profit personal use only).

## Terms Of Use

### General:

The Graffiti Creator is a free-to-use program.  
The only legit copy can be found at <http://www.graffitcreator.net>  
Support forum can be found at: <http://www.mindgem.se/forum>

### Publications: Personal use:

Anyone can print or publish text made by **The Graffiti Creator** as long as it is for Personal use only.

The Graffiti Creator art should Not be published on websites containing Commercial Ads or websites in promotion for any product or service other than non-profit rallies. Printed Graffiti Creator artwork should not promote any product or service.

### Publications: Commercial use:

Contact *MindGem Graphics* with business proposals.  
Using Art from **The Graffiti Creator** in a commercial way without a written permission from us is a serious crime. Copyright theft is a crime.

### Licensing:

We don't sell licenses of **The Graffiti Creator** Program at this time.

The Graffiti Creator is not available for Download.  
Downloading a version of The Graffiti Creator is illegal.  
Do **NOT** hotlink or host this program on any website.  
Please remember and respect the artists behind the program.



**MindGem Graphics Inc**  
Mindgem@Gmail.com